



# Local Control and Accountability Plan

## District Overview



7

SCHOOLS

High School:	1	E/H Combo:	1
Middle:	1	Adult:	0
Elementary:	4	Ungraded:	0
Preschool:	0	Charter:	0

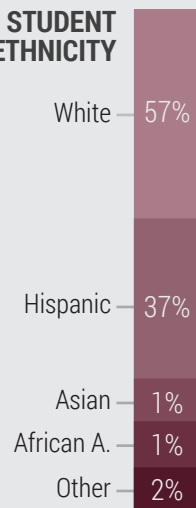


**5**  
DISTINGUISHED  
Schools




**2,605**  
STUDENTS

### STUDENT ETHNICITY

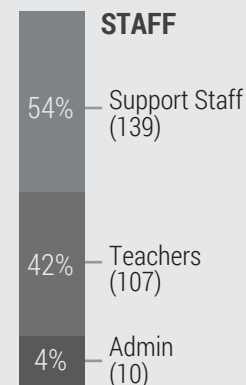


### SUBGROUPS



**256**  
EMPLOYEES

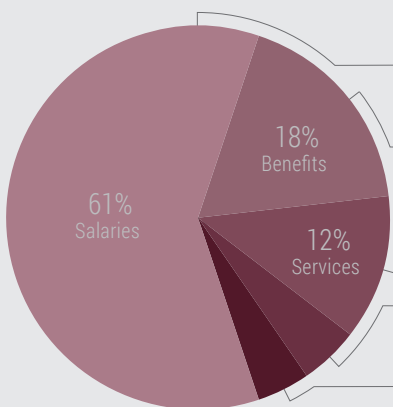
### STAFF




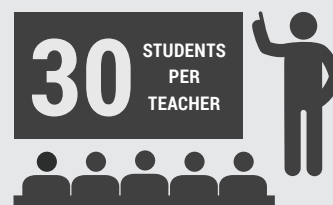
### ANNUAL REVENUE



**\$20,645,271**



- Employee Salaries: \$12,943,298 (61%)
- Employee Benefits: \$3,837,749 (18%)
- Services / Operations: \$2,651,806 (12%)
- Program Contributions: \$1,058,064 (5%)
- Books / Supplies: \$912,851 (4%)
- Total General Fund Expenditures: **\$21,403,768 (100%)**



BVUSD  
**\$8,632 /** Spent Per Student annually.

Nationally, California has ranked



in overall per pupil spending.\*

Bear Valley Unified School District, 42271 Moonridge Rd., Big Bear Lake, CA 92315-1529; Phone (909) 866-4631; Website: [www.bearvalleyusd.org](http://www.bearvalleyusd.org); CDS# 3667637

*About This Data:* The figures above represent the most recently reported public data available from the California Department of Education, ranging from 2012 to 2014. Some values may not match exactly due to rounding, reporting delays, or anomalies. \*State rankings are based on 2011 data in the most recent 2014 Education Week Quality Counts Report Card.

# 1. Stakeholder Engagement




**Groups include:**  
 Parents  
 Students  
 District Staff  
 Community  
 DELAC  
 Health Council  
 Teacher's Union  
 Arts / Strings  
 Trustees



### Checklist of Items Shared:

- District Profile & Performance
- State Education Priorities
- LCAP & LCFF Overview
- School Site Plans



BVUSD has informed, consulted, and involved school stakeholders in the process of creating the LCAP as summarized above. Communications to stakeholders includes:



District website, social media, newspaper, radio, and television.

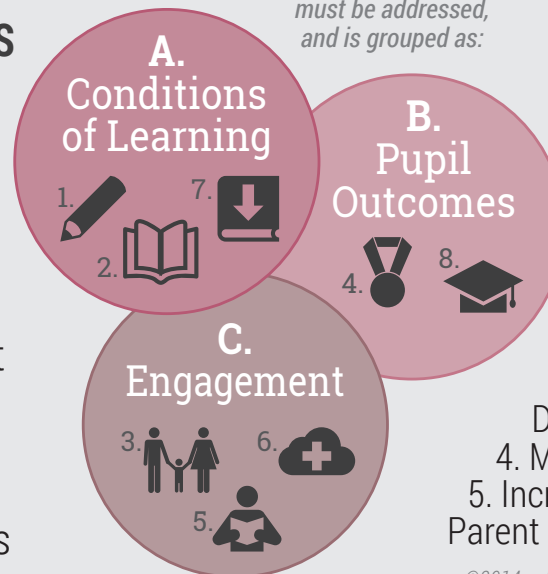
## State & Local Priorities



### THE 8 STATE EDUCATION PRIORITIES

1. Basic Services
2. Academic Standards
3. Parent Involvement
4. Student Achievement
5. Student Engagement
6. School Climate
7. Course Access
8. Other Outcomes

Each State Priority must be addressed, and is grouped as:



Stakeholder input is aligned with California's Education Priorities...

### & D. TOP LOCAL PRIORITIES

1. Increase Learning Tools
2. Reduce Class Size
3. Increase Professional Development
4. More Enrichment
5. Increase Student & Parent Support



... and results in Annual Goals...

# 2. Goals and Progress

## A. Conditions of Learning

### STATE PRIORITIES SERVED



1. Basic Services



2. Academic Standards



7. Course Access

### LOCAL PRIORITIES



District Strategic Plan, Facility Inspection Tool


#### NEEDS - A/1.0

Ensure students feel emotionally and physically supported and safe on campus, decrease class size, and improve facilities.

#### GOAL - A/1.1

Provide an educational setting that is conducive to learning.

#### METRICS & OUTCOMES - A/1.2



## IMPROVE LEARNING ENVIRONMENT

**TARGETING 24:1**  
IN K-3 BY 2021

**CONTINUE CLASS SIZE REDUCTION**

**GROUPS SERVED** - TK-3rd Grade Students

**SITES SERVED** - All Schools

**+1%**

**IMPROVE EACH FACILITIES INSPECTION TOOL (FIT) REPORT**

**GROUPS SERVED** - All Students

**SITES SERVED** - All Schools

**<1%**

**MAINTAIN LOW SUSPENSION & EXPULSION RATES**

**GROUPS SERVED** - All Students

**SITES SERVED** - All Schools

**ESTABLISH BASELINES - CA HEALTHY KIDS STUDENT SURVEYS**

**GROUPS SERVED** - All Students

**SITES SERVED** - All Schools

**ESTABLISH BASELINE - OFFICE DISCIPLINE REFERRALS (ODR)**

**GROUPS SERVED** - Elementary & Middle Students

**SITES SERVED** - Elementary & Middle Schools

**ESTABLISH BASELINE - EXPULSION RECOMMENDATION PER AB1729**

**GROUPS SERVED** - All Students

**SITES SERVED** - All Schools

## B. Pupil Outcomes

### STATE PRIORITIES SERVED



4. Student Achievement



8. Other Outcomes

### LOCAL PRIORITIES



District Strategic Plan, School Accountability Report Card

#### NEEDS - B/1.0

Increase percent of students graduating college ready by providing educational instruction aligned to the Common Core State Standards (CCSS) and increasing test scores.

#### GOAL - B/1.1

Increase percent of students who are on track to graduate college and career ready.

#### METRICS & OUTCOMES - B/1.2



## COLLEGE & CAREER READINESS

**ESTABLISH BASELINE - INTERVENTION ATTENDANCE**

**GROUPS SERVED** - English Learners  
- Low Income  
- Foster Youth

**SITES SERVED** - All Schools

**A-G REQUIREMENTS COMPLETED**

**GROUPS SERVED** - High School Seniors

**SITES SERVED** - High Schools

**INCREASE STUDENTS SEEKING POST-SECONDARY EDUCATION**

**GROUPS SERVED** - High School Seniors

**SITES SERVED** - High Schools

**ESTABLISH BASELINE - MATH & ELA CAASPP SCORES**

**GROUPS SERVED** - All Students

**SITES SERVED** - All Schools

**INCREASE CAHSEE PASS RATE**

**GROUPS SERVED** - All Students

**SITES SERVED** - High Schools

**INCREASE CELDT SCORES**

**GROUPS SERVED** - English Learners

**SITES SERVED** - All Schools

## C. Engagement

### STATE PRIORITIES SERVED



3. Parent Involvement



5. Student Engagement



6. School Climate

### LOCAL PRIORITIES



District Strategic Plan

#### NEEDS - C/1.0

Increase student technology usage, Regional Occupation Program (ROP) & Career Technical Education (CTE) participation, enrollment in enrichment opportunities, and the quality of physical education programs district-wide.


#### GOAL - C/1.1

Increase engagement levels of students.

#### METRICS & OUTCOMES - C/1.2



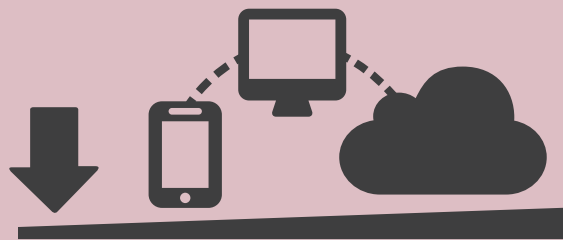
## INCREASE STUDENT ENGAGEMENT



### INCREASE CAREER TECHNICAL EDUCATION (CTE) PARTICIPATION



### INCREASE PASS RATE - HEALTHY FITNESS ZONE STANDARDS



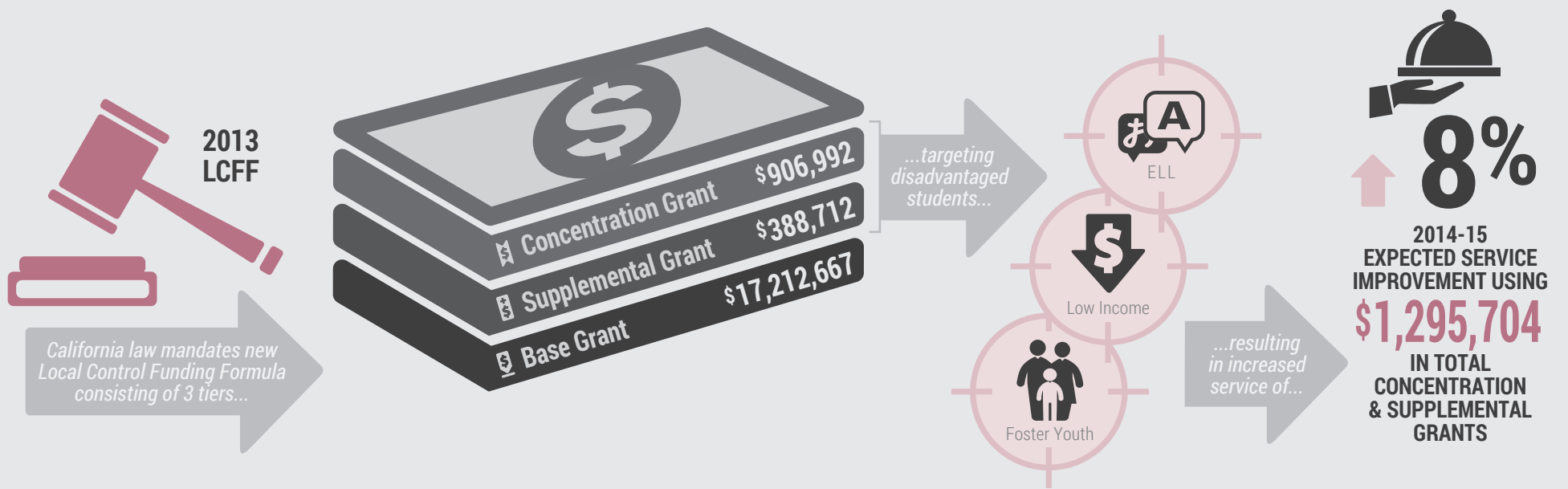
### ESTABLISH BASELINE - NETWORK BANDWIDTH USAGE










### ESTABLISH BASELINE - ENRICHMENT PROGRAM ENROLLMENT
























# 3. Actions, Services & Expenditures





















Goal	Action / Service - Year 1	Amount	Target	Source		
 <p><b>IMPROVE LEARNING ENVIRONMENT</b></p>	1. Reduce class sizes: A. Add <b>3 Teachers</b> (full-time, Elementary Schools)	\$ 210,000	 All Students	 Base Grant Supplemental Grant Concentration Grant		
	2. Improve learning conditions: A. Add <b>1 Custodian</b> (full-time) B. Add <b>2 Maintenance Staff</b> (full-time) C. Add <b>2 Safety Personnel</b> (part-time, BBMS & BBHS)	\$ 35,000 \$ 58,000 \$ 20,000				
	D. Install <b>8 surveillance systems</b>	\$ 24,000		<b>RDA</b> Redevelopment Agency Funds		
	3. Maintain various student assistance programs: A. Maintain <b>Safe School Ambassadors Program &amp; Student Assistance Program</b> (BBMS)	\$ 60,000			 Low Income	 Soroptomist Grant
	B. Provide <b>Healthy Start Services</b> - access to food cards, gas cards, clothing, and shoes	\$ 2,500			 Base Grant Supplemental Grant Concentration Grant	

### 3. Actions, Services & Expenditures *(Continued)*

 Goal	 Action / Service - Year 1	 Amount	 Target	 Source
 <p><b>COLLEGE &amp; CAREER READINESS</b></p> 	<p>4. Provide students with qualified staff trained in CCSS implementation:</p> <p><b>A. Increase salaries 3%</b> for BVUSD employees</p> <p><b>B. Provide CCSS professional development</b> (summer work, conferences, presenters)</p> <p><b>C. Add teacher classroom release time</b> for planning (1x per quarter for each grade level)</p>	<p><b>\$ 430,000</b></p>	 <p>All Students</p>	 <p>Base Grant Supplemental-Grant Concentration-Grant</p>
	<p><b>B. Provide CCSS professional development</b> (summer work, conferences, presenters)</p> <p><b>C. Add teacher classroom release time</b> for planning (1x per quarter for each grade level)</p>	<p><b>\$ 20,000</b> <b>\$ 100,000</b> <b>\$ 70,000</b></p>		<p><b>Title I</b> Federal Funds <b>CCSS</b> CA Common Core TX State Funding</p>
	<p>5. Provide CCSS-aligned instructional materials:</p> <p><b>A. Purchase CCSS instructional supplies</b></p> <p><b>B. Purchase EADMS Measure Progress</b> program</p> <p><b>C. Purchase Reading Counts</b> program (Grades 1-6)</p> <p><b>D. Purchase ESGI</b> subscription (Grades TK-1)</p>	<p><b>\$ 80,000</b> <b>\$ 16,000</b> <b>\$ 8,000</b> <b>\$ 2,000</b></p>		 <p>Base Grant Supplemental-Grant Concentration-Grant</p>
	<p>6. Better engage &amp; support EL (English Learner) &amp; RFEP students:</p> <p><b>A. Provide ELD professional development</b></p> <p><b>B. Ensure rigorous course of study</b> - all EL/RFEP students</p> <p><b>C. Increase hours for 4 Bilingual Aides</b></p> <p><b>D. Provide 5 Site Coordinator stipends</b> to monitor progress of EL/RFEP students</p> <p><b>E. Facilitate monthly ELAC/DELAC meetings</b> &amp; materials to support EL/RFEP students &amp; families</p>	<p>(funded) (funded) <b>\$ 20,000</b> <b>\$ 7,500</b> <b>\$ 1,000</b></p>	 <p>English Language Learners</p> 	 <p>Base-Grant Supplemental Grant Concentration Grant</p>
	<p>7. Provide extra support and monitoring of Low Income students:</p> <p><b>A. Hire 2.5 Certificated Intervention Specialists</b> (divided among BBES, BLES, NSES, BBMS)</p> <p><b>B. Purchase intervention materials</b> (FES)</p> <p><b>C. Provide 1 bus for afterschool transportation</b> (BBES, BLES, NSES, BBMS)</p> <p><b>D. Implement CAHSEE Boot Camp</b> for Math (BBHS)</p>	<p><b>\$ 175,000</b> <b>\$ 1,500</b> (funded) <b>\$ 6,000</b></p>	 <p>Low Income</p> 	 <p>Base-Grant Supplemental Grant Concentration Grant</p>
	<p>8. Provide support and services for Foster Youth:</p> <p><b>A. Identify and monitor progress of Foster students</b></p>	<p>(funded)</p>	 <p>Foster Youth</p> 	

# 3. Actions, Services & Expenditures *(Continued)*

 Goal	 Action / Service - Year 1	 Amount	 Target	 Source
 <b>INCREASE STUDENT ENGAGEMENT</b> 	9. Increase student technology devices & infrastructure: <b>A. Purchase 285 student devices</b>  <b>B. Purchase technology infrastructure equipment</b>  <b>C. Purchase wireless licenses for student devices</b>	<b>\$ 58,000</b> <b>\$ 32,000</b> <b>\$ 183,000</b>  <b>\$ 5,000</b>	 All Students 	 <b>Microsoft</b> Microsoft Settlement  <b>CCSS</b> CA Common Core TX State Funding  <b>RDA</b> Redevelopment Agency Funds  Base Grant Supplemental-Grant Concentration-Grant
	10. Encourage CTE/ROP class enrollment: <b>A. Fill and maintain current Regional Occupation Program (ROP) and Career Technical Education (CTE) classes</b>	<b>\$ 284,000</b> <b>\$ 16,000</b>		 San Bernardino County  Restricted Lottery Funds
	11. Expand Middle School students' awareness of college opportunities: <b>A. Provide 4 buses for College Fair field trip (BBMS)</b>	<b>\$ 5,000</b>		 Base Grant Supplemental-Grant Concentration-Grant
	12. Offer additional enrichment opportunities at each school: <b>A. Hire Strings Instructor</b> (part-time, Grades K-6) <b>B. Provide league transportation for sports teams</b> (BBHS, \$10K, BBMS \$2K) <b>C. Purchase sports equipment</b> (per Elementary student) <b>D. Provide stipends for 4 After-School Program Teachers</b> (2 hours, 2 days/week, Elementary & Middle Schools)	<b>\$ 35,000</b> <b>\$ 12,000</b> <b>\$ 15,000</b> <b>\$ 35,000</b>		 Base-Grant Supplemental Grant Concentration Grant
	<b>E. Provide 1 After-School transportation bus</b> (not FES)	<b>\$ 35,000</b>		
	13. Offer additional enrichment opportunities at each school: <b>A. Increase Health Aide &amp; Family Advisors hours by 5%</b> <b>B. Hire 1 Bilingual School Psychologist</b>	<b>\$ 3,250</b> <b>\$ 80,000</b>		 Low Income

This infographic provides a high-level summary only. For more specific details, please refer to the accompanying LCAP narrative.  
©2014 solutions@goboinfographics.com



**Total LCAP Expenditures:**

**\$ 2,144,750**

**vs. Supplemental & Concentration Grants:**

**\$ 1,295,704**